



THE MINISTRYSAFE SAFETY SYSTEM

Tips for you and your team

Summary of Topics

Available Trainings
Creating your Account
Using your Control Panel
Frequently Asked Questions

AVAILABLE TRAININGS

Primary Trainings include:

Sexual Abuse Awareness Training

Sexual Abuse Awareness Training forms the foundation of the Safety System and provides a basic understanding and awareness of child sexual abuse risk, abuser characteristics, the abuser's grooming process, and common grooming behaviors.

Audience: Volunteers and staff members - anyone who wears your nametag

Run Time: 1h 3 min

Cost: \$5 per person

Skillful Screening Training

Skillful Screening Training educates managerial staff members and screening personnel about the risk of child sexual abuse and effective screening practices during the hiring or onboarding process.

Prerequisite: Sexual Abuse Awareness Training

Audience: Managers, screening personnel

Run Time: 2 hr 11 min

Cost: \$50 per person

MinistrySafe Institute

MinistrySafe Institute provides seminary-level material aimed at vocational ministry professionals who desire educational resources addressing child sexual abuse risk at a deeper, more comprehensive level.

Audience: Pinnacle ministry employees, senior pastors, executive pastors, ministry risk managers, child-serving program leaders, children's ministers and youth pastors.

Run Time: 15 hr 6 min

Cost: \$150 per person

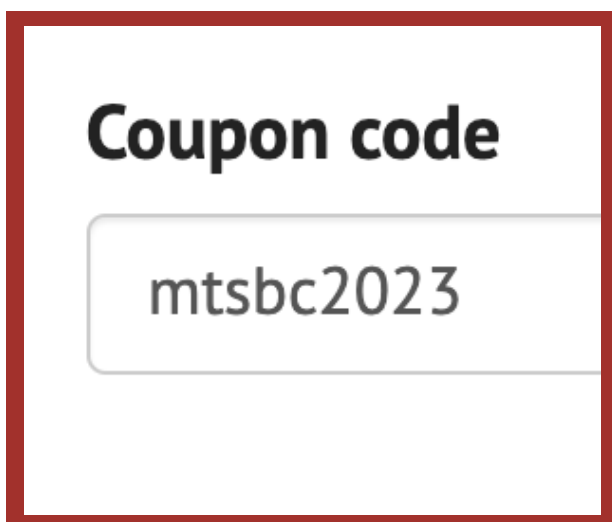
CREATING YOUR ACCOUNT



To create your MinistrySafe account, go to the [sign-up page](#) on MinistrySafe's website. Select MinistrySafe Membership from the two options.

You will be asked to input information about yourself and your church. On the third and final page of the sign up process, you will be asked to provide billing information. This page includes a space to enter a coupon code. Enter the coupon code **mtsbc2023** to receive \$100 off the first year's annual Membership fee.

Once you have submitted your billing information, you will have instant access to your new account.



USING YOUR CONTROL PANEL

Learn how to add Users and send Trainings

A video tour of the Safety System Demo. The video is displayed on a laptop screen in a desk setting. The laptop screen shows a user management interface with a table of users. The interface includes a sidebar with navigation options like Home, Organizations, Manage Users, Trainings, Background Checks, Documents, Admin, and Help Center. The main content area shows a table with columns for Last Name, First Name, Title, Role, DWP/VSL, Status, Awareness Training, Background Check, and Screens. A large red play button is overlaid on the center of the laptop screen. The desk also features a white pencil holder with pens and pencils, a stack of books, and a black alarm clock.




Safety System Demo


	Last Name	First Name	Title	Role	DWP/VSL	Status	Awareness Training	Background Check	Screens
✓	Anderson	Britney	Human Resources 2014	Trainer	EMP	✓	✓	✓	✓
✓	Chap	Rachel		Trainer	VOL	✓	✓	✓	✓
✓	Freeman	Jill	Trainer 1	Trainer	VOL	✓	✓	✓	✓
✓	Hartwig	Laura		Trainer	EMP	✓	✓	✓	✓
✓	Harris	Audrey	Trainer 2014	Trainer	EMP	✓	✓	✓	✓
✓	Lebeck	Chris	Trainer	Trainer	VOL	✓	✓	✓	✓
✓	Jermolov	Lisa		Trainer	EMP	✓	✓	✓	✓
✓	Johnson	Angela		Trainer	VOL	✓	✓	✓	✓
✓	John	Paulina		Trainer	EMP	✓	✓	✓	✓
✓	Pham	Judith	Supervisor	EMP	✓	✓	✓	✓	✓

Video Tour

Begin by viewing a video tour of the Safety System



CREATE USER TAGS

Melissa   

1 











- My account
- Organization information
- Organization settings**
- Back to admin

ers By Tag By Role By Type 50


		Awareness Training		Background Check		Screening			
Role	EMP / VOL	Status ?	Renewal ?	Status ?	Renewal ?	Application	References	Interview	Policies
trainee	EMP	✓	 09/28/2023			✓		✓	
trainee	VOL	✓	 07/12/2023	⊘		✓			

User Tags are customizable labels to create organization within your Control Panel. Tags can be something that is specific to your organization such as ministry, program, or campus.

ORGANIZATION USER TAGS

 Camp 2020	
 Camp 2021	
 Nursery	
 Preschool	
 Staff	

Tag Name

2 

ADD USERS AND SEND TRAINING

Ministry Safe
Organization ID: 6320
Manage organizations > Laura's MS Account > Home

Home
Organizations
Manage Users
Trainings
Background Checks
Documents
Admin
Help Center

Show how to use safety system video

Trainings Statistics

Category	Percentage
Completed (Curr)	20%
None Assigned	10%
Assigned (Incorr)	10%
Needs renewal	40%

Background Check Statistics

Category	Percentage
Completed (Curr)	25%
None Assigned	10%
Assigned (Incorr)	10%
Needs renewal	40%

CLICK 'ADD USER'

Ministry Safe
Organization ID: 6320
Manage organizations > Laura's MS Account > Manage Users

Home
Organizations
Manage Users
Trainings
Background Checks
Documents
Admin
Help Center

Add user +

Search [] Active Users [] By Tag []

User Information					
		Name	Tags	Role	EMP / VOL
<input type="checkbox"/>		Jennings, Lisa	Camp 2021, Preschool	trainee	EMP
<input type="checkbox"/>		Freeman, Jill	Camp 2020, Nursery	trainee	VOL
<input type="checkbox"/>		Johnson, Angela	Camp 2021, Preschool	trainee	VOL
<input type="checkbox"/>		Peters, Justin	Camp 2021, Preschool	supervisor	EMP
<input type="checkbox"/>		Jones, Melissa	Nursery	ssa	EMP
<input type="checkbox"/>		Simmons, Jennifer	Preschool	ssa	EMP

ADD USERS AND SEND TRAINING

5

First name

Last name

Email address

Employee/Volunteer

Role

Tags

- Camp 2020
- Camp 2021
- Nursery
- Preschool
- Staff

Select Awareness Training Videos

- Sexual Abuse Awareness Training
- Sexual Abuse Awareness Training - California
- Sexual Abuse Awareness Training - Camp
- Sexual Abuse Awareness Training - Daycare
- Sexual Abuse Awareness Training - Education
- Sexual Abuse Awareness Training - Youth Ministry

To send other trainings, go to **Trainings**.

Show additional fields +

- Enter the Trainee's name and email address
- Select if they are an 'employee' or 'volunteer'
- Select 'Trainee' as the role
- Select a Tag and a Training to send
- Click 'Add User' and repeat process for next Trainee

Select Awareness Training Videos

- Sexual Abuse Awareness Training
- Sexual Abuse Awareness Training - California
- Sexual Abuse Awareness Training - Camp
- Sexual Abuse Awareness Training - Daycare
- Sexual Abuse Awareness Training - Education
- Sexual Abuse Awareness Training - Youth Ministry

To send other trainings, go to **Trainings**.

Cancel Add user



What happens next?

MinistrySafe will automatically send an email to your Trainees containing a link to the online Training. Your Trainee simply needs to click on the link in the email.

After clicking on the link, your Trainee will be prompted to watch the Sexual Abuse Awareness Training, which is about 1 hour in length. After watching the Training, your Trainee will be prompted to take a short quiz, which is scored online. A score of 70 or better will generate a Certificate of Completion.

Once your Trainee has completed the quiz, an email containing the Certificate of Completion will be sent to the Trainee and the Safety System Administrator. The online Control Panel will also update to reflect the completion and calculate the renewal date for the Training.

If the Training is not completed in a reasonable time period, check with your Trainee to determine if there is a problem, or simply resend the Training link. You can also enable renewal reminders in your Training Settings.

Awareness Training			
Role	EMP / VOL	Status ?	Renewal ?
trainee	EMP	✓	📅 09/28/2023
trainee	VOL	✓	📅 07/12/2023
trainee	VOL	✓	📅 01/01/2023
supervisor	EMP	✓	📅 10/10/2022

FREQUENTLY ASKED QUESTIONS



How efficient is the email system?

Very efficient!
MinistrySafe sends tens of thousands of links per month and over 95% of them get to the Trainee the 1st time.

How are we billed?

MinistrySafe bills on the first of each month for the previous month's usage.

Can I send the link to any email address?

Yes, you can send the link to any email. You can forward it; copy and paste the link; whatever you need to do. Just remember the Training link is specific to one Trainee and that Trainee must complete the Training using his or her own link.

Why might a trainee not receive the email?

Incorrect email addresses account for the majority of errors. However, because this is a *child sexual abuse* Training, some spam filters send the email to junk or block the email altogether.



Need help?

Check out our
[Help Center](#)

Still need help?

Give the
MinistrySafe
office a call
or send us an
email or chat!



Hours:
M-TH 9am-5pm
Central
F 9am-3pm
Central



Support@MinistrySafe.com



833-737-7233 Toll Free