



# THE MINISTRYSAFE SAFETY SYSTEM

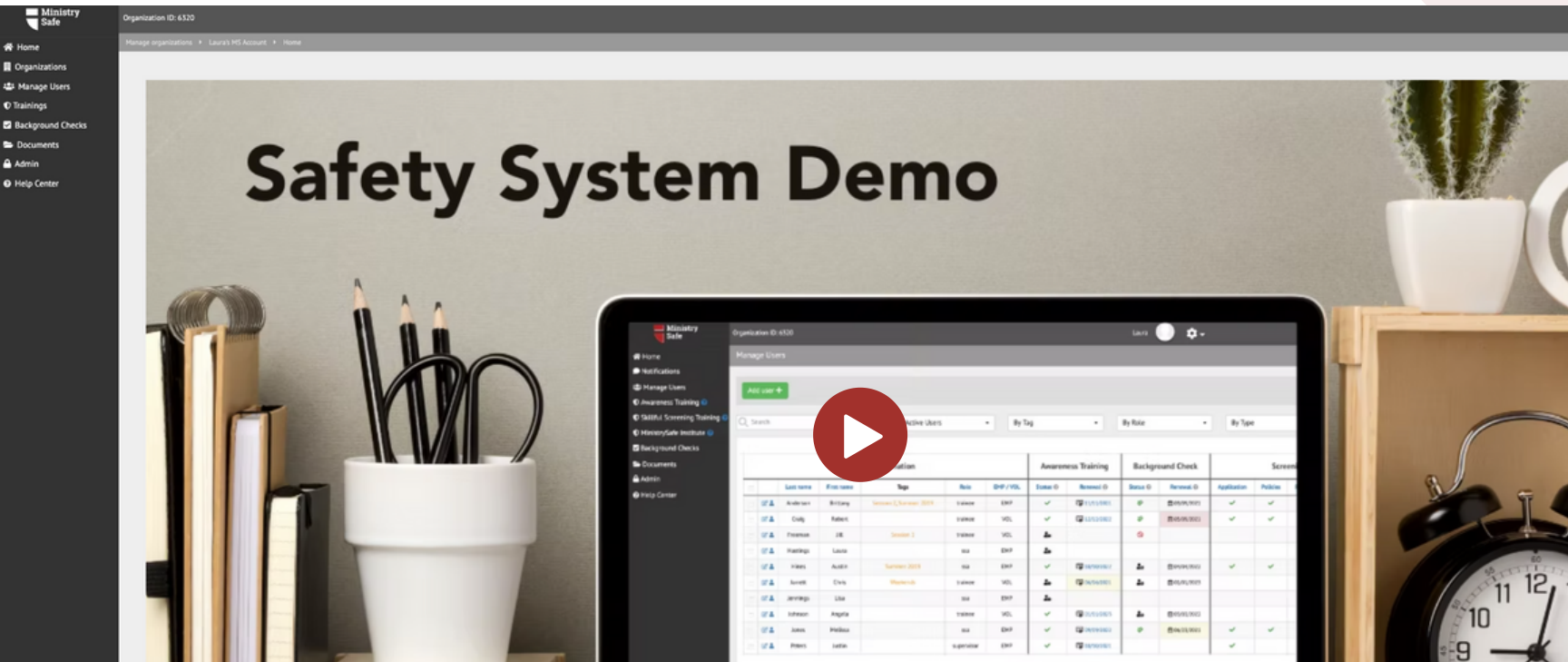
Tips for you and your team

## Summary of Topics

Creating an Account  
Using the Control Panel  
Frequently Asked Questions

# USING YOUR CONTROL PANEL




Learn how to add Users and send Trainings




## Video Tour

Begin by taking a video tour of the Safety System



# CREATE USER TAGS

Melissa   

1 











- My account
- Organization information
- Organization settings**
- Back to admin


ers  By Tag  By Role  By Type  50

		Awareness Training		Background Check		Screening			
Role	EMP / VOL	Status ?	Renewal ?	Status ?	Renewal ?	Application	References	Interview	Policies
trainee	EMP	✓	 09/28/2023			✓		✓	
trainee	VOL	✓	 07/12/2023	⊘		✓			

User Tags are customizable labels to create organization within your Control Panel. Tags can be something that is specific to your Organization such as a specific ministry, program or campus.

ORGANIZATION USER TAGS

 Camp 2020	
 Camp 2021	
 Nursery	
 Preschool	
 Staff	

2 

# ADD USERS AND SEND TRAINING

Ministry Safe  
Organization ID: 6320  
Manage organizations > Laura's MS Account > Home

Home  
Organizations  
**Manage Users**  
Trainings  
Background Checks  
Documents  
Admin  
Help Center

Show how to use safety system video

**Trainings Statistics**

Category	Percentage
Completed (Curr)	20%
None Assigned	10%
Assigned (Incorr)	10%
Needs renewal	40%

**Background Check Statistics**

Category	Percentage
Completed (Curr)	25%
None Assigned	10%
Assigned (Incorr)	10%
Needs renewal	40%

## CLICK 'ADD USER'

Ministry Safe  
Organization ID: 6320  
Manage organizations > Laura's MS Account > Manage Users

Home  
Organizations  
Manage Users  
Trainings  
Background Checks  
Documents  
Admin  
Help Center

Add user +

Search [ ] Active Users [ ] By Tag [ ]

User Information					
		Name	Tags	Role	EMP / VOL
<input type="checkbox"/>		Jennings, Lisa	Camp 2021, Preschool	trainee	EMP
<input type="checkbox"/>		Freeman, Jill	Camp 2020, Nursery	trainee	VOL
<input type="checkbox"/>		Johnson, Angela	Camp 2021, Preschool	trainee	VOL
<input type="checkbox"/>		Peters, Justin	Camp 2021, Preschool	supervisor	EMP
<input type="checkbox"/>		Jones, Melissa	Nursery	ssa	EMP
<input type="checkbox"/>		Simmons, Jennifer	Preschool	ssa	EMP

# ADD USERS AND SEND TRAINING

5

First name

Last name

Email address

Employee/Volunteer

Select One

Role ?

Traineer

Tags ?

- Camp 2020
- Camp 2021
- Nursery
- Preschool
- Staff

Select Awareness Training Videos ?

- Sexual Abuse Awareness Training
- Sexual Abuse Awareness Training - California
- Sexual Abuse Awareness Training - Camp
- Sexual Abuse Awareness Training - Daycare
- Sexual Abuse Awareness Training - Education
- Sexual Abuse Awareness Training - Youth Ministry

To send other trainings, go to **Trainings**.

Show additional fields +

- Enter the Trainee's name and email address
- Select status: 'employee' or 'volunteer'
- Select 'Trainee' as the role
- Select a Tag and Training to send
- Click 'Add User,' then repeat process for next Trainee

Select Awareness Training Videos ?

- Sexual Abuse Awareness Training
- Sexual Abuse Awareness Training - California
- Sexual Abuse Awareness Training - Camp
- Sexual Abuse Awareness Training - Daycare
- Sexual Abuse Awareness Training - Education
- Sexual Abuse Awareness Training - Youth Ministry

To send other trainings, go to **Trainings**.

Cancel Add user ?



## What happens next?

MinistrySafe will automatically send an email to your Trainees containing a link to the online Training. Your Trainee simply clicks on the link in the email.

After clicking on the link, your Trainee will be prompted to watch the selected Training. After watching the Training, your Trainee will be prompted to take a short quiz, which is scored online. A score of 70 or better will generate a Certificate of Completion.

Once your Trainee has completed the quiz, an email containing a Certificate of Completion will be sent to the Trainee and the Safety System Administrator. The online Control Panel will also update to reflect the completion and calculate the renewal date for the Training.

If the Training is not completed in a reasonable time period, check with your Trainee to determine if there is a problem, or simply resend the Training link. You may enable renewal reminders in your Training Settings.

Awareness Training			
Role	EMP / VOL	Status ?	Renewal ?
trainee	EMP	✓	📅 09/28/2023
trainee	VOL	✓	📅 07/12/2023
trainee	VOL	✓	📅 01/01/2023
supervisor	EMP	✓	📅 10/10/2022

# FREQUENTLY ASKED QUESTIONS



## How efficient is the email system?

Very efficient! MinistrySafe sends tens of thousands of links per month and over 95% of them get to the Trainee the FIRST time.

## How are we billed?

MinistrySafe bills on the first of each month for the previous month's usage.

## Can I send the link to any email address?

Yes, you may send the link to any email. You may forward it or copy and paste the link; whatever is needed. Just remember: the Training link is specific to *one* Trainee and that Trainee must complete the Training using his or her *own* link.

## Why might a trainee not receive the email?

Incorrect email addresses account for the majority of errors. However, because this is a *child sexual abuse* Training, some spam filters send the email to junk or block the email altogether.





## Need help?

Check out our  
[Help Center](#)

## Still need help?

Give the  
MinistrySafe  
office a call, chat  
or send us an  
email!



Hours:  
M-TH 9am-5pm  
Central  
F 9am-3pm  
Central



[support@MinistrySafe.com](mailto:support@MinistrySafe.com)



833-737-7233 Toll Free